

2021

MICROBIOLOGY— HONOURS — PRACTICAL

Paper : CC-8P

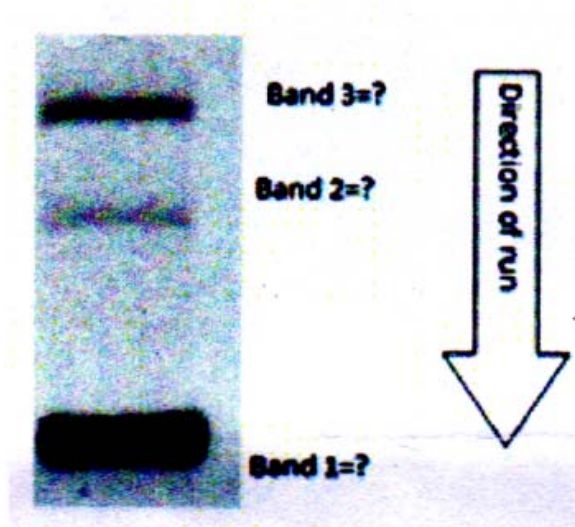
Full Marks : 30

The figures in the margin indicate full marks.

*Candidates are required to give their answers in their own words
as far as practicable.*

Answer *all* questions.

1. (a) From the given figure, name the different conformations of the plasmid DNA run in the agarose gel, with explanation of their migration pattern.
(b) Mention any two factors that determine the rate of migration of DNA through agarose gels. 3+2

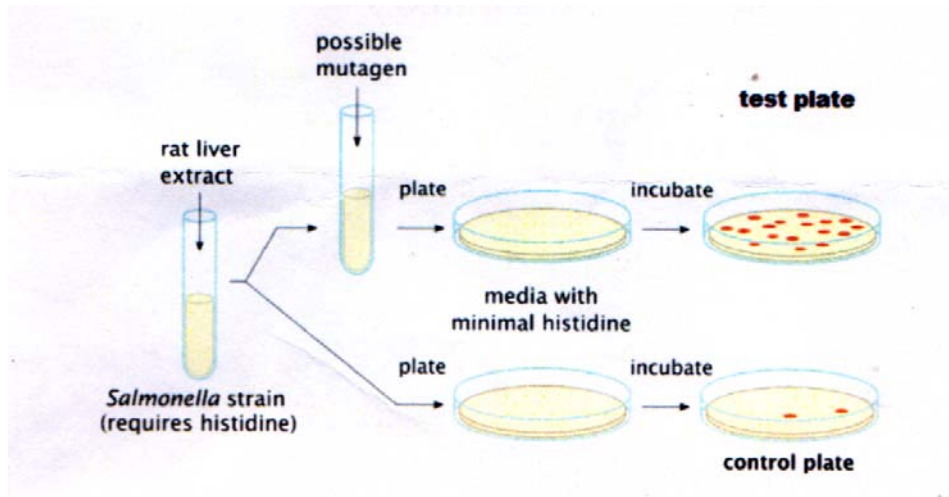


2. (a) What is the purpose of Ames Test?
(b) Explain the principle of this test.

Please Turn Over

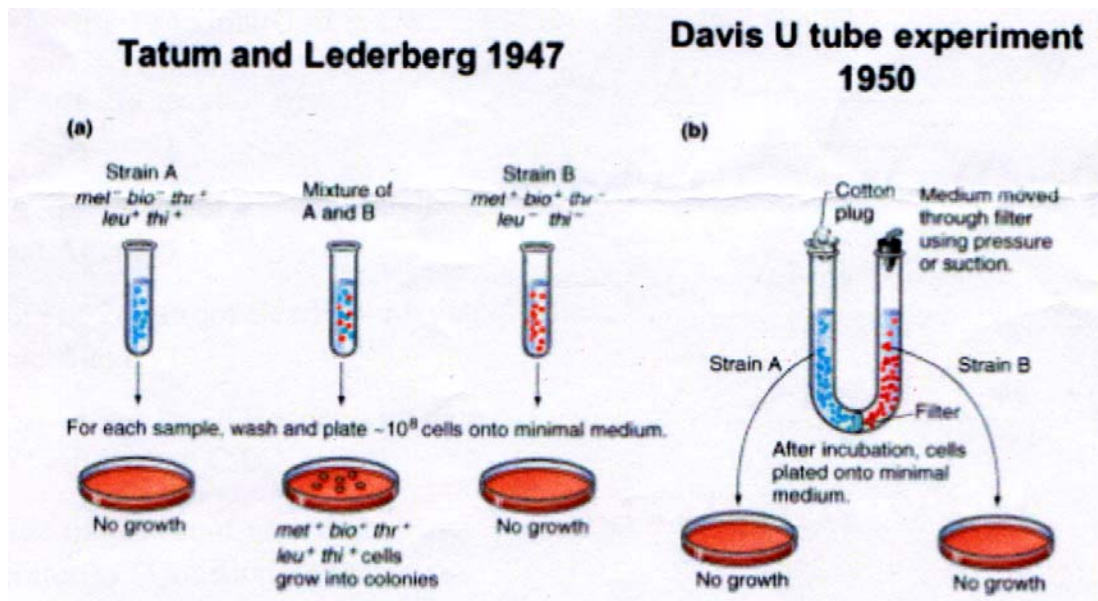
(c) From the given diagram, explain the results obtained in test plate and control plate.

2+3+5



3. How does bacterial conjugation take place? From the picture below, state briefly what conclusions are drawn from the famous experiments (a) and (b)?

3+1+1



4. Viva.

5

5. Lab note book.

5